



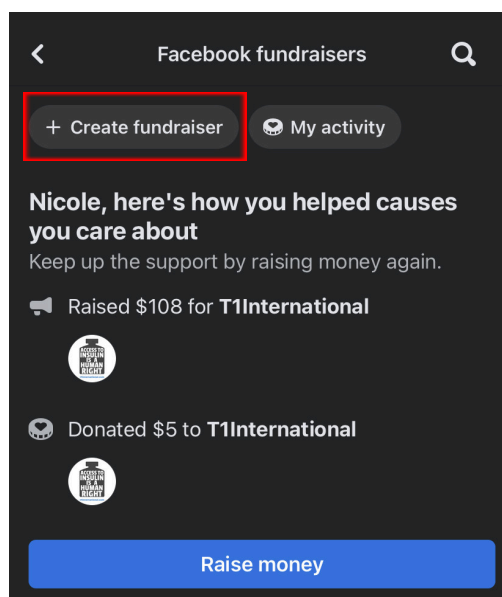
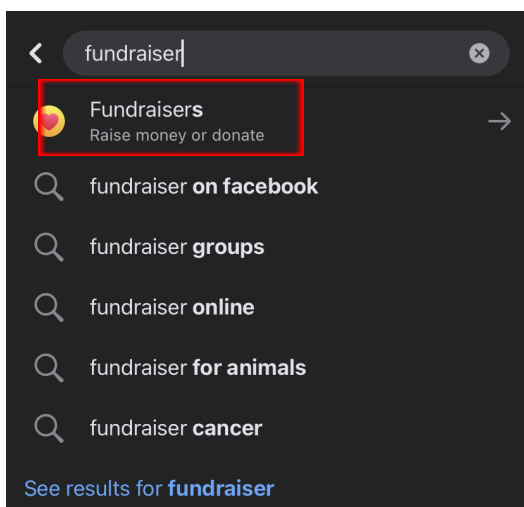
Instructions to Set up a T1International Facebook Fundraiser

Platform: Facebook

Stories: Re-post your fundraiser on stories at least 1x/week

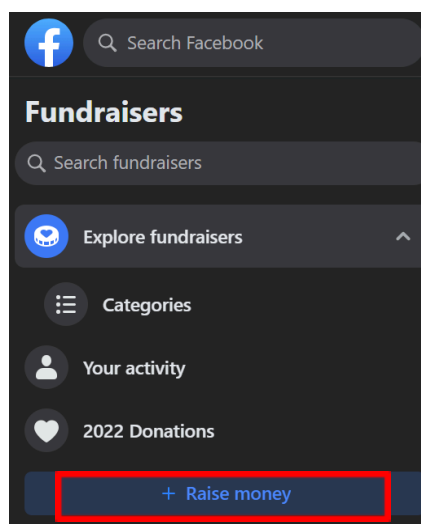
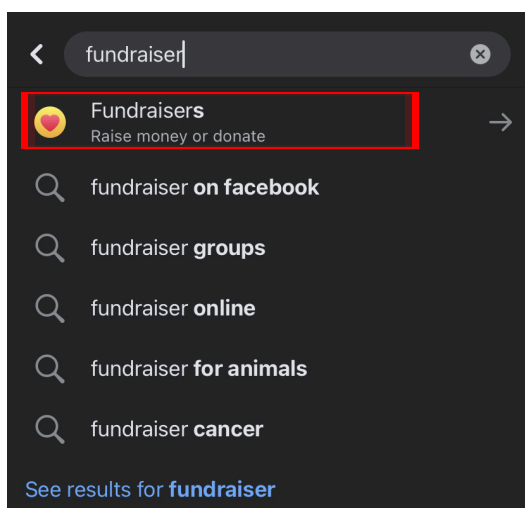
- **On Mobile**

- Type 'Fundraisers' into the search bar at the top of the screen, click the option with the red heart inside of a yellow circle
- Click '+ Create fundraiser' and type in T1International, follow step two below



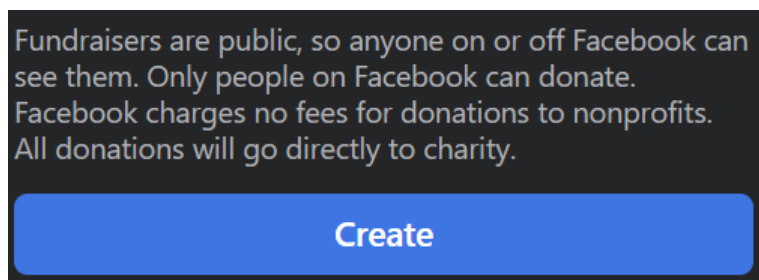
- **On Desktop**

- Type 'Fundraisers' into the search bar at the top of the screen, click the option with the red heart inside of a yellow circle
- Click 'Raise money' on the left side of the screen, then select 'Nonprofit' and type in or click 'T1International'



STEPS:

- **Set a fundraising goal:** Set a goal for your fundraiser. Remember to think about who will see the fundraiser and set a reasonable goal you believe is achievable. Generally, \$/£500 is a great place to start, but aim high. You will be surprised how generous people are. You can customize the currency to match your country of residence.
- **Set an End Date:** One month is a good timeline to run a fundraiser. Make sure to give people time and opportunities to view the fundraiser by sharing in different groups or on your story as well.
- **Fundraiser Title:** This will automatically be set to '[Your Name's] fundraiser for T1International'. You are welcome to change this if you are fundraising for a specific cause/event. **You can create a birthday, diaversary, or just a general fundraiser for T1International.**
- **Post description:** We encourage you to personalize the description, but there is some language you are welcome to use and tweak that will automatically populate in the description box.
- **Set a Fundraiser Picture:** The default picture that will be set is an image of advocates at a recent protest outside Eli Lilly. You are welcome to use the pre-populated image or replace it with your own image (of yourself, or of an event, etc.).
- **Create Fundraiser and share:** Be sure to click 'Create' once you've customized the above and you will be able to share the fundraiser with your friends.



How T1International Can Support You:

- Provide assets for the post and additional stories (images, graphics and logos)
- Make dedicated posts sharing about your support of T1I
- Reshare your posts to amplify your fundraiser (please remember to tag us **@T1International**)

For questions or further support, don't forget to email giving@t1international.com!